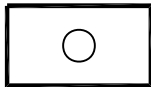
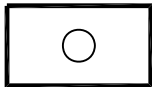


## Legend

### Legend of Layout

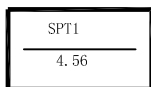


Borehole

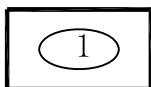


SPT Borehole

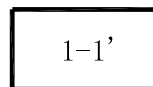
### Legend of Profile



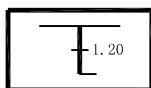
BH No.  
BH Level



Layer No.



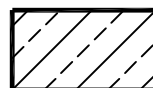
Geo-technical  
Profile & No.



Bottom level &  
Level of Layer



Filler



Silty Clay



Medium & coarse sand  
with silty clay